

# G4

## Process Instrumentation

Product Overview



SMART SOLUTIONS FOR  
DEMANDING INDUSTRIES

**BLH NOBEL**  
A VPG Brand

## 4th Generation of Process Instrumentation

Drawing upon 60 years of experience, BLH Nobel has used modern technology to develop a fast, easy-to-use, high-performance weighing/force measurement instrument, one which sets new industry standards.

### Features and Benefits

- Modular configuration: enables future growth and upgrades
- High reading rate: enables accurate control of dynamic processes
- Synchronized sampling of all channels: enables true measurement that is not affected by severe vibration and shock
- Advanced digital filtering
- Modern user interface: color graphics enable intuitive operation
- Extensive communication support: fieldbus, Ethernet, serial, analog
- Extensive I/O support

### User Interface

The instrument is equipped with a 5.7-inch color touch screen and graphic display. This makes it easy to operate. The color screen can show four weighing/force channels simultaneously. This will allow you to have full control of your processes. With the large touch screen display, you will have good visibility of the process being measured. In addition, you will be able to move around easily in the menus in order to view settings or make changes if required.

### Base Configurations

The G4 has four mountings options and enclosure types: DIN rail-mount enclosure (IP20), panel-mount enclosure (IP65 from front panel), stand-alone enclosure (IP65), and stainless steel stand-alone enclosure (IP65). The base configurations come with the following standard components:

- Power: 24 VDC or 115/230 VAC
- USB interface: For external peripherals, keyboard, printer and Disk-On-Key (program update, backup and restore, measurement data)
- Ethernet: for process data with Modbus TCP or EtherNet/IP, and allow remote web access for maintenance and control
- Serial communication: RS485 with Modbus RTU, and RS232 with Modbus RTU
- One weighing/force channel with digital I/O support
- Microsoft® Windows CE® operating system
- Application software for weighing or force measurement

### Optional Modules

The G4 modular system has seven different cards/modules that can easily be added or replaced according to the system specification, number of channels, application, or maintenance. You can easily implement system upgrades by adding modules, replacing existing modules with higher performance ones, or downloading new application software into the unit. This results in a highly flexible instrument that can be upgraded from one up to a maximum of eight weighing channels, has many digital inputs and outputs, and has a variety of different communication channels and power supply options.

### Communication

The G4 instrument is designed to use a wide variety of industrial communication interfaces, protocols, and Fieldbuses for industrial applications. Typical are interfaces (Ethernet, RS232, RS485), protocols (Modbus RTU, Modbus TCP, Ethernet IP) and fieldbus (PROFIBUS or DeviceNet).






### Software

Software can easily be downloaded to the instrument via the USB interface. Customized software for special applications or customer demands is available upon request from our Systems Applications Engineering department. Please contact us with specific requirements.




## Base Unit Configurations

Views	Description
	<p><b>DIN Rail Mount</b></p> <p>Modular configuration of weighing, communication, and I/O modules            Up to 3 modules per unit            Maximum of 6 weighing/force channels            LCD operator display, 2 x 16 character, with backlight            Functional keypad with 4 keys            Fieldbus support: Modbus TCP, PROFIBUS, DeviceNet, EtherNet/IP and others            Additional I/O channels available through external modules            Power supply: Isolated 24 VDC power for unit and I/Os            IP20 enclosure            Size (W x H x D): 229 mm x 168 mm x 145 mm</p>
	<p><b>Panel Mount</b></p> <p>Modular configuration of weighing, communication, and I/O modules            Up to 6 modules per unit            Maximum of 8 weighing/force channels            5.7-inch LCD color graphic touch screen with backlight            Numeric and functional keypad with 34 keys and soft keys            Fieldbus support: Modbus TCP, PROFIBUS, DeviceNet, EtherNet/IP and others            Additional I/O channels available through external modules            Power: 230/110 VAC or 24 VDC            IP65 enclosure (front panel)            Size (W x H x D): 294 mm x 227 mm x 152 mm</p>
	<p><b>Stand-Alone Unit</b></p> <p>Modular configuration of weighing, communication, and I/O modules            Up to 6 modules per unit            Maximum of 8 weighing/force channels            5.7-inch LCD color graphic touch screen with backlight            Numeric and functional keypad with 34 keys and soft keys            Fieldbus support: Modbus TCP, PROFIBUS, DeviceNet and others            Additional I/O channels available through external modules            Power: 230/110 VAC or 24 VDC            IP65 enclosure with tilt stand            Size (W x H x D): 355 mm x 274 mm x 214 mm</p>
	<p><b>Stainless Steel Unit for Harsh Environments</b></p> <p>Modular configuration of weighing, communication, and I/O modules            Up to 6 modules per unit            Maximum of 8 weighing/force channels            5.7-inch LCD color graphic touch screen with backlight            Numeric and functional keypad with 34 keys and soft keys            Fieldbus support: Modbus TCP, PROFIBUS, DeviceNet, and others            Additional I/O channels available through external modules            Power: 230/110 VAC or 24 VDC            IP65 enclosure with tilt stand and wash-down capabilities            Size (W x H x D): 343 mm x 274 mm x 235 mm</p>

## Card/Module Specifications

Views	Description
	<p><b>CPU Module</b></p> <p>Embedded PC architecture with Microsoft® Windows CE® operating system            Non-volatile memory for alibi memory and critical parameters storage            Multiple communication channels:                Serial communication: Modbus RTU via RS232 and RS485, USB                Ethernet: Modbus TCP (standard) and Ethernet IP (optional)                Fieldbus optional: PROFIBUS, DeviceNet, EtherNet/IP and others            Peripheral device support via USB                Keyboard, printer, USB memory stick, etc.            Remote maintenance, setup, backup, and restore via Ethernet and web access</p>
	<p><b>WF Module: Weighing and Force Measurement Channels</b></p> <p>Single-channel or dual-channel weighing module            Sample rate: Up to 3840 samples per second            Update rate: Up to 300 updates per second            Resolution: 16,000,000 counts            Excitation: 5 VDC, up to 16 load cells per channel, no barriers            Accuracy static: 0.002%            Input range: <math>\pm 7.5</math> mV/V            Offset drift: <math>&lt; 10</math> nV/V/K            Gain drift: <math>&lt; 2</math> ppm/K            Digital I/O: 4 inputs and 2 outputs, 24 V, 50 mA</p>
	<p><b>HSWF Module: High-Speed Weighing and Force Measurement</b></p> <p>Single-channel or dual-channel weighing module            Sample rate: 20,000 samples per second            Updates rate: Up to 800 updates per second            Resolution: 16,000,000 counts            Excitation: 10 VDC, up to 4 load cells per channel, barriers OK            Accuracy: 0.002%            Input range: <math>\pm 7.5</math> mV/V            Offset drift: 10 nV/V            Gain drift: 2 ppm/K            Digital I/O: 4 inputs and 2 outputs, each 24 V, 50 mA</p>
	<p><b>DIO Module: Digital outputs and inputs</b></p> <p>8 Isolated digital inputs , 24 V, 7 mA            8 Isolated outputs, 24 V, 100 mA</p>
	<p><b>AOUT Module: Analog Outputs</b></p> <p>Single output module or quad-output (4) module            Voltage or current outputs:                4-mA to 20-mA isolated analog output at <math>R_{Load} &lt; 500</math> ohms, or                -20-mA to +20-mA analog output at <math>R_{Load} &lt; 500</math> ohms, or                -10-V to +10-V analog output at <math>R_{Load} &gt; 1</math> kilohm            Resolution: 16-bit            Update rate: 300/800 updates per second, same as measurement rate</p>

## Card/Module Specifications

Views	Description
	<p><b>Viewpan Module: User Interface panel for DIN Rail Unit</b></p> <p>2 x 16 character LCD display with backlight 4-functional-keys keypad 24 VDC power supply</p>
	<p><b>DC PS Module: 24-VDC Power Supply</b></p> <p>Power in: 24 VDC Power regulation and filtering Power indication LED</p>
	<p><b>AC PS Module: 115/230-VAC Power Supply</b></p> <p>Power in: 115/230 VAC Power regulation and filtering Power indication LED Mains AC power connector</p>

## Exciting Application Possibilities

The new G4 instrument offers a wide variety of application possibilities. The G4 sets new standards for a broad spectrum of applications, ranging from standard weighing to complex multi-vector force measuring. You can use modules to build the G4 to fit your specific needs and applications.

### Standard Weighing

G4's base features include an Ethernet connection, color touch screen, and easy setup. You can save settings and record data on a memory stick via the G4's USB connection. The G4 enables you to have visual control of your tank, silo, or bucket through the graphic color screen. You also have the option of integrating the instrument in your network.

### Multi-Channel Batching

With up to eight weighing channels and expanded I/O possibilities, you can control several batching processes with the G4. Simultaneous measuring and high-speed capabilities lets you increase the accuracy of your batching process. And with the G4's multi-optional interfaces, you can monitor different processes from a control room or your office.

### Multi-Channel Force Vector Calculation

Simultaneous, synchronous measurement of all eight channels and high-speed communication capabilities allow you to measure different forces and make complex calculations with your G4 instrument. You can control forces and monitor your processes through the graphic color screen or at your computer.

### High Dynamic Force Measurement

Simultaneous, synchronous measurement of up to eight high-sample-rate channels, combined with high-speed communication capabilities, enables true measurement of forces in systems with high speed events, such as machine automation, press machine real-time control, and quality assurance monitoring.

## Single- or Multi-Vessel Process Weighing

G4 synchronous monitoring of multiple scales, high update rate, advanced digital filtering, and flexible I/O capabilities provides the state-of-the-art solution for process weighing applications, such as:

- Quality-critical reactor vessels
- High-value ingredient accountability
- Ingredient storage bins
- Batch / blend / mix systems
- Loss-in-weight systems
- Conveyor scales




## Multi-Zone Web Tension Measurement and Control

G4 synchronous high sample rate (up to 20,000 Hz) of multiple load cells provides advanced, modern, multi-zone force measurement and web-tension control. The unit supports any combination of eight single-zone machines, up to eight zones on a single machine, and provides measurement of left, right and total tension for each zone. Dual-axis resultant force calculation is also possible using our HTU transducers. Typical applications are:

- Strip steel mills
- Paper machines
- Converting equipment
- Roofing machines
- Felts, calenders, coaters, winders, rewinders, laminators, dryers, breakers, wire sections





## Roll Force Systems

G4 can measure work/drive side stress, status indications (like metal-in-mill status), and overload alarm indications. This enables increased roll life, prevents mill overloads, improves product quality, and reduces mill down time as required for applications such as:

- Rolling mills operation optimization
- Overload safety systems



## Offshore Drilling and Exploration

When combined with our standard and customized load cells, G4 instruments provide a wide range of coverage in the offshore drilling industry, where they are used to sense and control:

- Deck-mating forces
- Mooring loads
- Grout pressure and automated drilling fluids formulation
- Well-head pressure, stimulation pressure and mud pressure
- Tension in drum winches, towing winches and tension legs



SMART SOLUTIONS FOR  
DEMANDING INDUSTRIES

**BLH NOBEL**  
A VPG Brand



## Contact

[blhnobel.usa@vpgsensors.com](mailto:blhnobel.usa@vpgsensors.com)

[blhnobel.eur@vpgsensors.com](mailto:blhnobel.eur@vpgsensors.com)

[blhnobel.asia@vpgsensors.com](mailto:blhnobel.asia@vpgsensors.com)

[blhnobel.com](http://blhnobel.com)

**DISCLAIMER:** ALL PRODUCTS, PRODUCT SPECIFICATIONS AND DATA ARE SUBJECT TO CHANGE WITHOUT NOTICE. Vishay Precision Group, Inc., its affiliates, agents, and employees, and all persons acting on its or their behalf (collectively, "VPG"), disclaim any and all liability for any errors, inaccuracies or incompleteness contained herein or in any other disclosure relating to any product. The product specifications do not expand or otherwise modify VPG's terms and conditions of purchase, including but not limited to, the warranty expressed therein. VPG makes no warranty, representation or guarantee other than as set forth in the terms and conditions of purchase. **To the maximum extent permitted by applicable law, VPG disclaims (i) any and all liability arising out of the application or use of any product, (ii) any and all liability, including without limitation special, consequential or incidental damages, and (iii) any and all implied warranties, including warranties of fitness for particular purpose, non-infringement and merchantability.** Information provided in datasheets and/or specifications may vary from actual results in different applications and performance may vary over time. Statements regarding the suitability of products for certain types of applications are based on VPG's knowledge of typical requirements that are often placed on VPG products. It is the customer's responsibility to validate that a particular product with the properties described in the product specification is suitable for use in a particular application. You should ensure you have the current version of the relevant information by contacting VPG prior to performing installation or use of the product, such as on our website at [vpgsensors.com](http://vpgsensors.com). No license, express, implied, or otherwise, to any intellectual property rights is granted by this document, or by any conduct of VPG. The products shown herein are not designed for use in life-saving or life-sustaining applications unless otherwise expressly indicated. Customers using or selling VPG products not expressly indicated for use in such applications do so entirely at their own risk and agree to fully indemnify VPG for any damages arising or resulting from such use or sale. Please contact authorized VPG personnel to obtain written terms and conditions regarding products designed for such applications. Product names and markings noted herein may be trademarks of their respective owners.

VPW-PL0039-1410